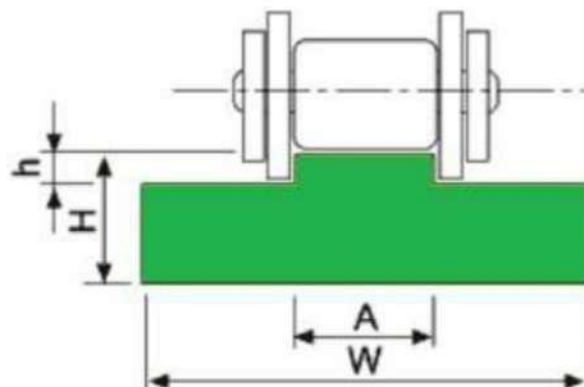


GHIDAJE DIN PLASTIC PENTRU LANTURI

TIPO MS

REFERENCIA	ISO	PASO	W	H	A	h	KG/M
MS-1	06B-1	3/8"	15	10	5,4	1,5	0,135
MS-2	08B-1	1/2"	20	10	7,4	2,2	0,165
MS-215	08B-1	1/2"	20	15	7,4	2,2	0,260
MS-220	08B-2	1/2"	20	20	7,4	2,2	0,350
MS-3	10B-1	5/8"	20	10	9,2	2,6	0,160
MS-315	10B-1	5/8"	20	15	9,2	2,6	0,260
MS-320	10B-1	5/8"	20	20	9,2	2,6	0,350
MS-4	12B-1	3/4"	25	10	11,3	2,4	0,210
MS-415	12B-1	3/4"	25	15	11,3	2,4	0,325
MS-420	12B-1	3/4"	25	20	11,3	2,4	0,440
MS-5	16B-1	1"	40	15	16,5	3,5	0,470
MS-520	16B-1	1"	40	20	16,5	3,5	0,660
MS-6	20B-1	1" 1/4	45	15	19	4,3	0,530
MS-620	20B-1	1" 1/4	45	20	19	4,3	0,720
MS-7	24B-1	1" 1/2	60	15	24,6	5,6	0,785
MS-8	28B-1	1" 3/4	75	20	30	6,9	1,130
MS-9	32B-1	2"	85	20	30	7,8	1,210

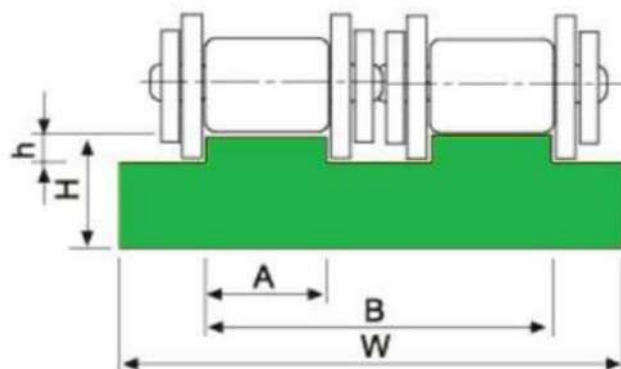




GHIDAJE DIN PLASTIC PENTRU LANTURI

TIPO MD

REFERENCIA	ISO	PASO	W	H	A	h	B	KG/M
MD-1	06B-2	3/8"	25	10	5,4	1,5	16	0,230
MD-2	08B-2	1/2"	35	10	7,4	2,2	21	0,306
MD-215	08B-2	1/2"	35	15	7,4	2,2	21	0,530
MD-3	10B-2	5/8"	40	10	9,2	2,6	26	0,344
MD-315	10B-2	5/8"	40	15	9,2	2,6	26	0,524
MD-4	12B-2	3/4"	45	10	11,3	2,4	31	0,396
MD-415	12B-2	3/4"	45	15	11,3	2,4	31	0,598
MD-5	16B-2	1"	65	15	16,5	3,5	48	0,863
MD-520	16B-2	1"	65	20	16,5	3,5	48	1,156
MD-6	20B-2	1" 1/4	70	15	19	4,3	54,5	0,912
MD-620	20B-2	1" 1/4	70	20	19	4,3	54,5	1,232
MD-7	24B-2	1" 1/2	88	20	24,6	5,6	72	1,499
MD-8	28B-2	1" 3/4	105	20	30	6,9	89	1,790
MD-9	32B-2	2"	105	20	30	7,8	89	1,750

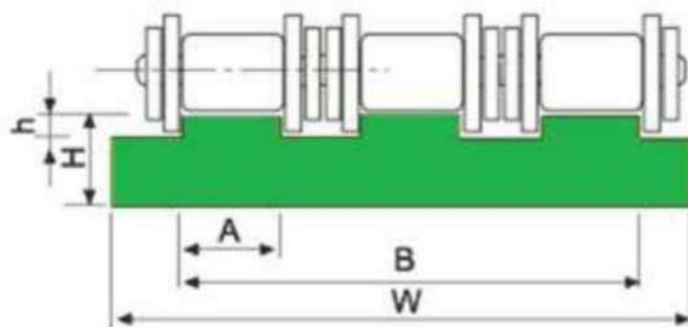




GHIDAJE DIN PLASTIC PENTRU LANTURI

TIPO MT

REFERENCIA	ISO	PASO	W	H	A	h	B	KG/M
MT-1	06B-3	3/8"	35	10	5,4	1,5	25,9	0,306
MT-2	08B-3	1/2"	45	10	7,4	2,2	35,3	0,381
MT-215	08B-3	1/2"	45	15	7,4	2,2	35,3	0,595
MT-220	08B-3	1/2"	45	20	7,4	2,2	35,3	0,808
MT-3	10B-3	5/8"	55	10	9,2	2,6	42,5	0,455
MT-4	12B-3	3/4"	65	10	11,3	2,4	50,3	0,546
MT-5	16B-3	1"	95	15	16,5	3,5	80,3	1,167
MT-6	20B-3	1" 1/4	106	15	19,0	4,3	92,0	1,304
MT-7	24B-3	1" 1/2	136	20	24,6	5,6	121,5	2,247
MT-8	28B-3	1" 3/4	165	25	30,0	6,9	149,3	3,522
MT-9	32B-3	2"	165	30	30,0	7,8	149,3	4,262

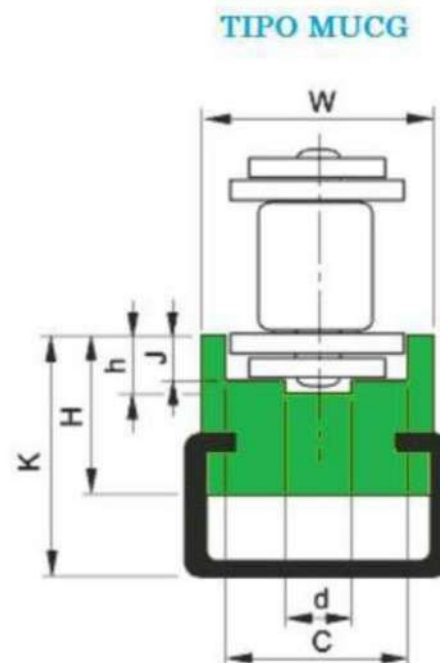
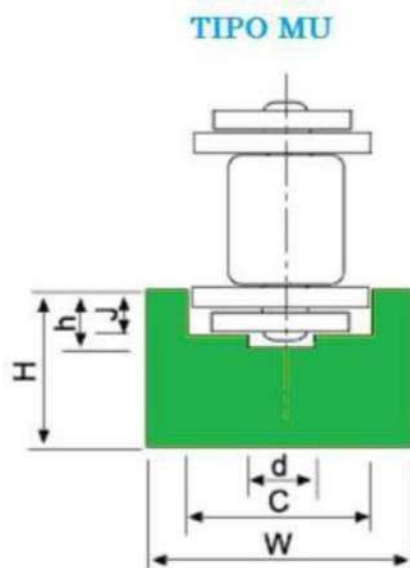




GHIDAJE DIN PLASTIC PENTRU LANTURI

TIPO MU- TIPO MUCG

REFERENCIA	ISO	PASO	W	H	C	h	J	d	K	KG/M
MU-1	06B-1	3/8"	20	15	9,2	4,2	2,8	4		0,257
MU-2	08B-1	1/2"	25	15	12,7	4,8	3,5	5		0,308
MU-3	10B-1	5/8"	25	15	15,2	5,1	3,6	6		0,296
MU-4	12B-1	3/4"	25	20	16,7	5,7	3,9	7		0,403
MU-5	16B-1	1"	35	25	24,4	10	8,4	9		0,624
MUCG-1	06B-1	3/8"	20	10	9,2	4,2	2,8	4	15	0,720
MUCG-2	08B-1	1/2"	25	15	12,7	4,8	3,5	5	22	1,140
MUCG-3	10B-1	5/8"	25	15	15,2	5,1	3,6	6	22	1,130
MUCG-4	12B-1	3/4"	25	25	16,7	5,7	3,9	7	27	1,270
MUCG-5	16B-1	1"	35	25	24,4	10	8,4	9	33	2,030

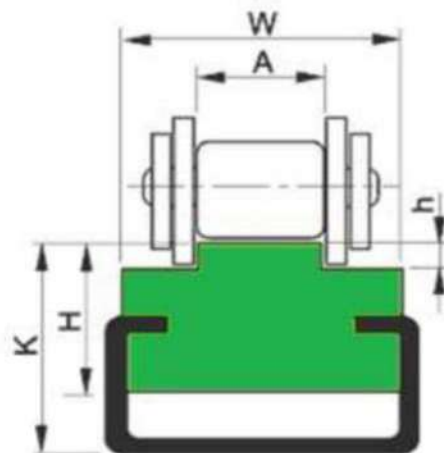




GHIDAJE DIN PLASTIC PENTRU LANTURI

TIPO MTCG

REFERENCIA	ISO	PASO	W	H	K	h	A	GUIA	KG/M
MTCG-1	06B-1	3/8"	20	15	17	1,5	5,4	C2010	0,620
MTCG-2	08B-1	1/2"	20	15	17	2,2	7,4	C2010	0,695
MTCG-3	10B-1	5/8"	20	15	17	2,6	9,2	C2010	0,700
MTCG-4	12B-1	3/4"	28	15	18	2,4	11,3	C2812	1,170
MTCG-4	12B-1	3/4"	20	15	17	2,4	11,3	C2010	0,830
MTCG-5	16B-1	1"	28	15	18	3,5	16,5	C2812	2,245
MTCG-6	20B-1	1" 1/4	38	25	30	4,3	19	C3818	2,305
MTCG-7	24B-1	1" 1/2	38	25	30	5,6	24,6	C3818	2,390
MTCG-8	28B-1	1" 3/4	38	25	30	6,9	30	C3818	2,410
MTCG-9	32B-1	2"	38	25	30	7,8	30	C3818	2,480



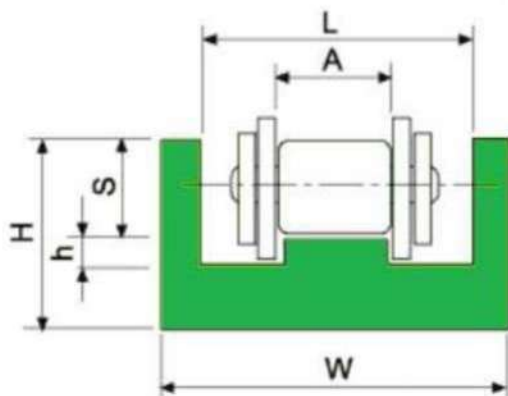


GHIDAJE DIN PLASTIC PENTRU LANTURI

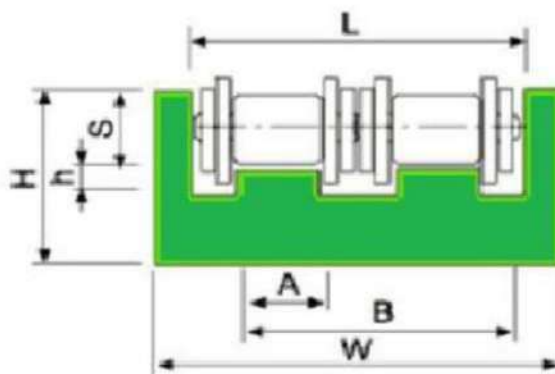
TIPO MUC- TIPO MUCD

REFERENCIA	ISO	PASO	W	H	L	h	A	S	B	KG/M
MUC-1	06B-1	3/8"	25	10	15	1,5	5,4	4,4		0,170
MUC-2	08B-1	1/2"	30	15	20	2,2	7,4	7,2		0,275
MUC-3	10B-1	5/8"	33	20	23	2,6	9,2	9,5		0,405
MUC-4	12B-1	3/4"	38	20	28	2,4	11,3	11,1		0,410
MUC-5	16B-1	1"	51	25	41	3,5	16,5	16,5		0,510
MUC-6	20B-1	1" 1/4"	60	30	50,5	4,5	19	15,5		0,720
MUCD-1	06B-2	3/8"	36	15	26	1,5	5,4	4,4	16	0,390
MUCD-2	08B-2	1/2"	45	20	35	2,2	7,4	7,2	21	0,620
MUCD-3	10B-2	5/8"	50	25	40	2,6	9,2	9,5	26	0,816
MUCD-4	12B-2	3/4"	56	25	46	2,4	11,3	11,1	31	0,810
MUCD-5	16B-2	1"	85	30	75	3,5	16,5	16,5	48	1,200

TIPO MUC



TIPO MUCD





GHIDAJE DIN PLASTIC PENTRU LANTURI

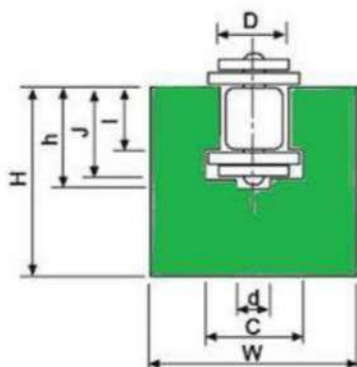
TIPO MGH

REF.	ISO	PASO	W	H	C	h	l	d	J	D	KG/M
MGH-1	06B-1	3/8"	20	25	9,3	10	5,6	4	8,7	6,600	0,414
MGH-2	08B-1	1/2"	24	30	12,8	12,7	7,6	5	11,5	8,700	0,564
MGH-3	10B-1	5/8"	30	35	15,4	14,8	9,5	6	13,5	10,400	0,832
MGH-4	12B-1	3/4"	40	35	16,9	17,5	11,5	7	15,9	12,300	1,106
MGH-5	16B-1	1"	40	45	24,4	26,8	16,9	9	25,7	16,100	1,231
MGH-6	20B-1	1" 1/4	50	50	27,5	31,2	19,4	11	29,3	19,300	1,726
MGH-7	24B-1	1" 1/2	60	60	36,5	40,1	25,2	16	38,2	25,700	2,332
MGH-8	28B-1	1" 3/4	70	70	41,5	48,9	30,8	17	46,9	28,300	3,173
MGH-9	32B-1	2"	75	75	44,5	53	30,8	19	47,3	29,600	3,264

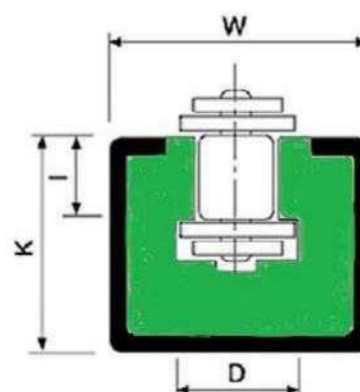
TIPO MGHCG

REF.	ISO	PASO	W	H	l	D	GUIA	KG/M
MGHCG-1	06B-1	3/8"	30	24	5,6	6,6	C3024	2,15
MGHCG-2	08B-1	1/2"	30	24	7,6	8,7	C3024	2,15
MGHCG-2 E	08B-1	1/2"	28	16	7,6	8,7	C2816	2,10
MGHCG-3	10B-1	5/8"	30	24	9,3	10,4	C3024	2,10
MGHCG-4	12B-1	3/4"	30	24	11,5	12,3	C3024	2,06
MGHCG-5	16B-1	1"	45	40	15,5	16,1	C4540	2,06

TIPO MGH



TIPO MGHCG





GHIDAJE DIN PLASTIC PENTRU LANTURI

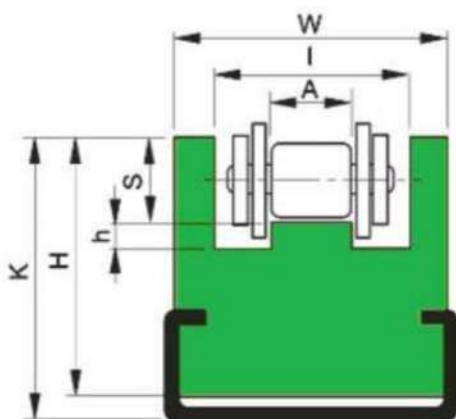
TIPO MUCCG

REFERENCIA	ISO	PASO	W	H	K	L	h	A	S	GUIA	KG/M
MUCCG-1	06B-1	3/8"	25	15	18	15	1,5	5,4	4,4	C2010	0,760
MUCCG-2	08B-1	1/2"	30	25	27	20	2,2	7,4	7,2	C2812	1,100
MUCCG-3	10B-1	5/8"	33	30	32	23	2,6	9,2	9,5	C2812	1,305
MUCCG-4	12B-1	3/4"	38	35	38	28	2,4	11,3	11,1	C3818	2,335
MUCCG-5	16B-1	1"	51	40	45	41	3,5	16,5	16,5	C3818	2,440

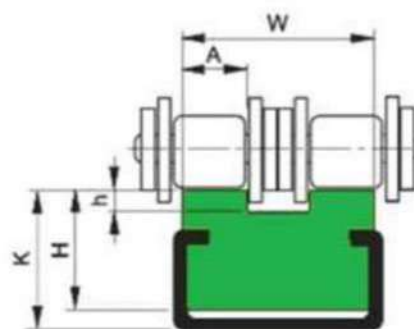
TIPO MTCGD


REFERENCIA	ISO	PASO	W	H	K	h	A	GUIA	KG/M
MTCGD-1	06B-2	3/8"	15,5	15	17	1,5	5,4	C2010	0,615
MTCGD-2	08B-2	1/2"	21,5	15	17	2,2	7,4	C2010	0,715
MTCGD-3	10B-2	5/8"	26,0	15	17	2,6	9,2	C2812	1,165
MTCGD-4	12B-2	3/4"	30,7	15	18	2,4	11,3	C2812	1,200
MTCGD-5	16B-2	1"	48,0	20	27	3,5	16,5	C3818	1,170
MTCGD-6	20B-2	1" 1/4	55,0	25	30	4,3	19,0	C3818	2,480
MTCGD-7	24B-1	1" 1/2	72,0	30	35	5,5	24,7	C3818	3,020

MUCCG-1



TIPO MTCGD

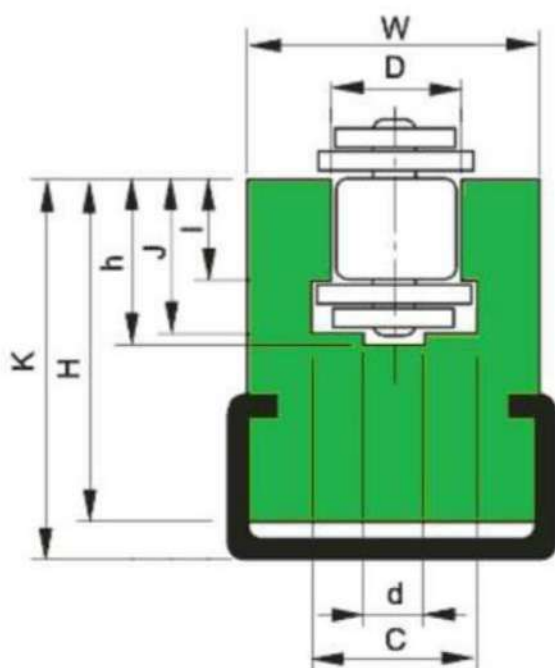




GHIDAJE DIN PLASTIC PENTRU LANTURI

TIPO MGHLCG

REF.	ISO	PASO	W	H	K	I	J	h	d	D	C	KG/M	GUIA
MGHLCG-1	06B-1	3/8"	20	17,5	21	5,6	8,7	9,9	4	6,6	9,3	0,622	C2010
MGHLCG-2	08B-1	1/2"	28	27,5	32	7,6	11,5	12,7	5	8,7	12,8	1,450	C2812
MGHLCG-3	10B-1	5/8"	28	27,5	32	9,3	13,5	14,8	6	10,4	15,4	1,402	C2812
MGHLCG-4	12B-1	3/4"	38	34	43	11,5	15,9	17,5	7	12,3	16,9	1,709	C3818
MGHLCG-5	16B-1	1"	38	40	50	16,9	25,7	26,8	9	16,1	24,4	1,600	C3818
MGHLCG-6	20B-1	1" 1/4	60	45	55	19,4	29,3	31,2	11	19,3	27,5	4,800	C6020
MGHLCG-7	24B-1	1" 1/2	60	55	65	25,2	38,2	40,1	16	25,7	36,5	5,000	C6020
MGHLCG-8	28B-1	1" 3/4	70	70	80	30,8	46,9	48,9	17	28,3	41,5	6,200	C6020
MGHLCG-9	32B-1	2"	70	70	80	30,8	47,3	53	19	29,6	44,5	6,200	C6020





GHIDAJE DIN PLASTIC PENTRU LANTURI

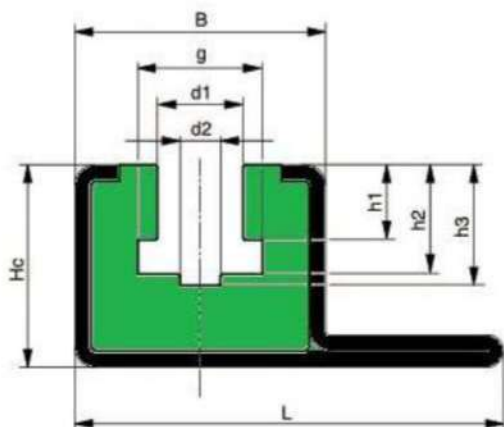
TIPO MGHPCG

REFERENCIA	ISO	PASO	H	W	L	I	J	h	d	D	KG/M
MGHPCG-1	06B-1	3/8"	25	31	53	5,6	8,7	9,9	4	6,6	2,340
MGHPCG-2	08B-1	1/2"	25	31	53	7,6	11,5	12,7	5	8,7	2,300
MGHPCG-3	10B-1	5/8"	25	31	53	9,3	13,5	14,8	6	10,4	2,250
MGHPCG-4	12B-1	3/4"	25	31	53	11,5	15,9	17,5	7	12,3	2,250

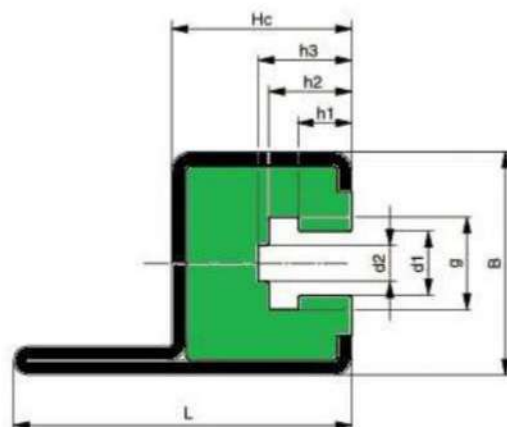
TIPO MGHGCG

REFERENCIA	ISO	PASO	H	W	L	I	J	h	d	D	KG/M
MGHGCG-1	06B-1	3/8"	25	31	47	5,6	8,7	9,9	4	6,6	2,150
MGHGCG-2	08B-1	1/2"	25	31	47	7,6	11,5	12,7	5	8,7	2,150
MGHGCG-3	10B-1	5/8"	25	31	47	9,3	13,5	14,8	6	10,4	2,100
MGHGCG-4	12B-1	3/4"	25	31	47	11,5	15,9	17,5	7	12,3	2,060

TIPO MGHPCG



TIPO MGHGCG

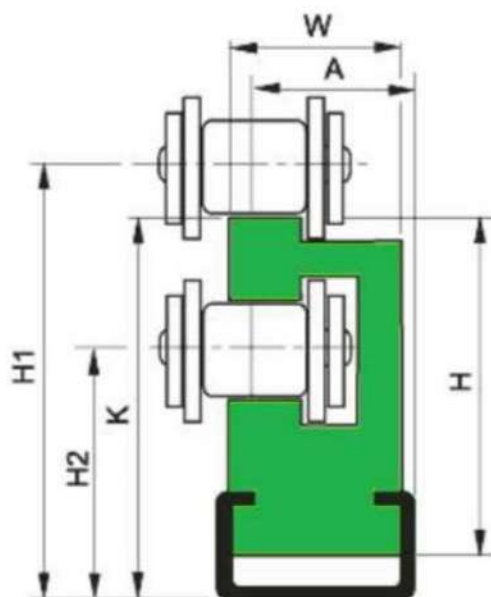




GHIDAJE DIN PLASTIC PENTRU LANTURI

TIPO M2PCG

REFERENCIA	ISO	PASO	W	H1	H2	A	K	H	GUIA	KG/M
M2PCG-1	06B-1	3/8"	20	31,6	19,5	14,5	28,4	26,4	C2010	0,900
M2PCG-2	08B-1	1/2"	20	34,8	18,9	16,5	30,5	28,0	C2010	0,960
M2PCG-3	10B-1	5/8"	20	41,1	21,2	15,5	36	34,4	C2010	1,120
M2PCG-4	12B-1	3/4"	28	47,5	24,8	18,6	41,5	38,5	C2812	1,700
M2PCG-5	16B-1	1"	38	69,4	45,1	25,0	61,4	52,4	C3818	3,100





GHIDAJE DIN PLASTIC PENTRU CURELE TRAPEZOIDALE

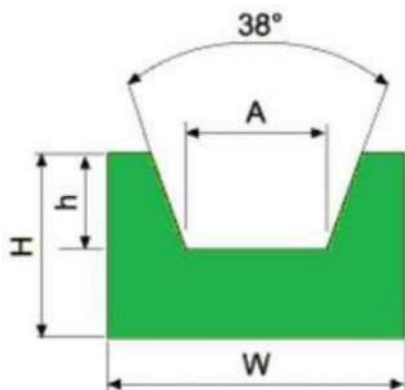
TIPO MCT

REFERENCIA	W	H	h	A	KG/M
MCT-10Z	20	10	3	6,5	0,197
MCT-13A	20	12	5	8,0	0,232
MCT-15E	25	12	5	10,0	0,292
MCT-17B	30	15	8	10,5	0,429
MCT-22C	35	20	11	13,5	0,66
MCT-30D	40	25	13	19,0	0,944

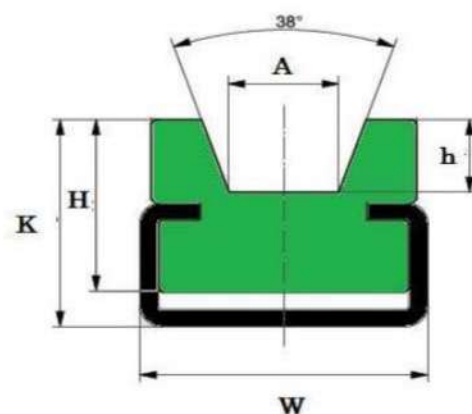
TIPO MCTCG

REFERENCIA	W	H	h	K	A	GUIA	KG/M
MCTCG-10Z	20	15	3	17	6,5	C2010	0,787
MCTCG-13A	20	15	5	17	8,0	C2010	0,782
MCTCG-15E	25	20	5	24	10,0	C2812	1,352
MCTCG-17B	30	20	8	24	10,5	C2812	1,439
MCTCG-22C	38	25	11	32	13,5	C3818	2,265
MCTCG-30D	40	30	13	35	19,0	C3818	2,574

TIPO MCT



TIPO MCTCG

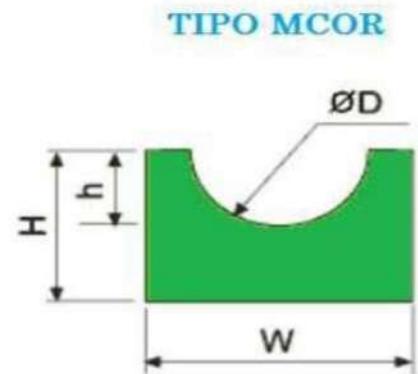




GHIDAJE DIN PLASTIC PENTRU CORDOANE

TIPO MCOR

REFERENCIA	D	W	H	h	KG/M
MCOR-04	4	15	10	2,0	0,144
MCOR-05	5	15	10	2,5	0,140
MCOR-06	6	20	10	3,0	0,186
MCOR-08	8	20	10	4,0	0,175
MCOR-10	10	25	12	5,0	0,260
MCOR-12	12	25	12	6,0	0,244
MCOR-15	15	25	15	7,5	0,286
MCOR-20	20	30	20	10,0	0,442

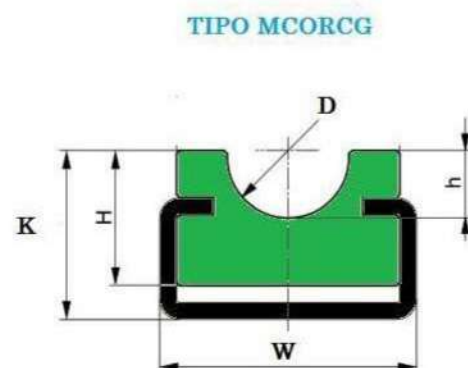
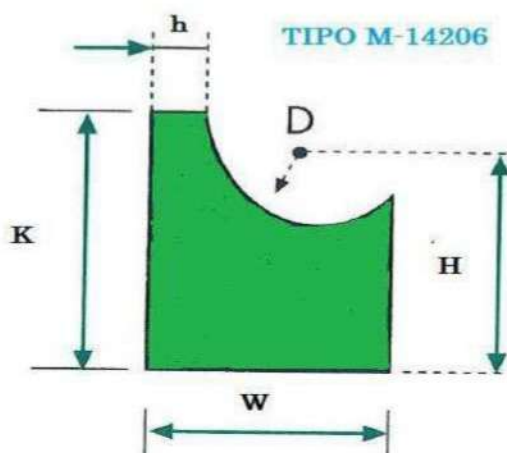


TIPO MCORCG

REFERENCIA	D	W	H	h	K	GUIA	KG/M
MCORCG-04	4	20	10	2,0	14	C2010	0,680
MCORCG-05	5	20	10	2,5	14	C2010	0,675
MCORCG-06	6	20	10	3,0	14	C2010	0,660
MCORCG-08	8	20	10	4,0	14	C2010	0,650
MCORCG-10	10	28	15	5,0	18	C2812	1,179
MCORCG-12	12	28	15	6,0	18	C2812	1,160
MCORCG-15	15	28	15	7,5	18	C2812	1,160
MCORCG-20	20	28	20	10,0	24	C2812	1,280

TIPO M-14206

REFERENCIA	W	H	K	h	D
M-14206	14	16	20	3,0	6

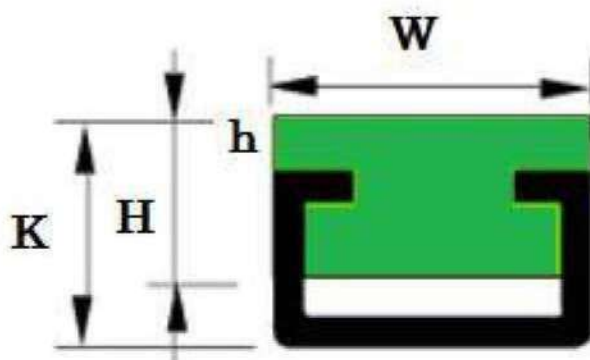




GHIDAJE DIN PLASTIC PENTRU CURELE PLANE SI LATERALE BENZI TRANSPORTATOARE

TIPO MHCG

REFERENCIA	W	K	H	h	GUIA	KG/M
MHCG-2006	20	6	5	0,8	C2405	0,350
MHCG-2011	20	11	10	5,8	C2405	0,450
MHCG-2014	20	14	10	4,0	C2010	0,790
MHCG-2017	20	17	15	7,0	C2010	0,880
MHCG-2022	20	22	20	12,0	C2010	0,940
MHCG-2815	28	15	10	3,0	C2812	1,180
MHCG-2818	28	18	15	6,0	C2812	1,320
MHCG-2824	28	24	20	12,0	C2812	1,488
MHCG-3822	38	22	12	4,0	C3818	2,200
MHCG-3824	38	24	15	6,0	C3818	2,460
MHCG-3830	38	30	20	12,0	C3818	2,690
MHCG-6030	60	30	20	10,0	C6020	3,260

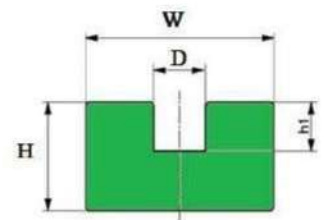




GHIDAJE DIN PLASTIC PENTRU LANTURI

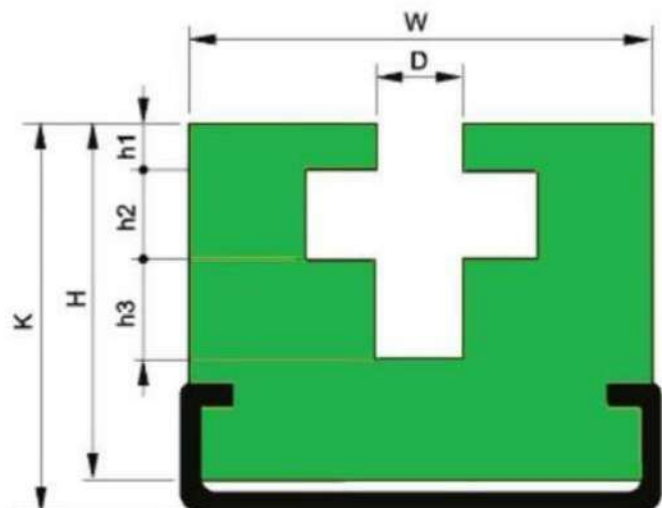
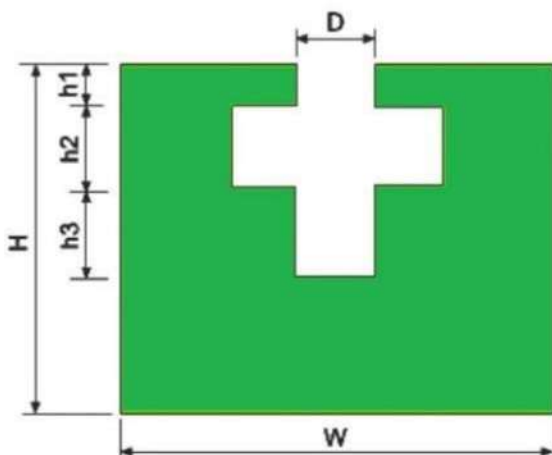
TIPO MEC

REFERENCIA	W	H	D	h1	KG/M
MEC-30157	30	15	7	7,0	0,400
MEC-35209	35	20	9	9,0	0,610
MEC-452511	45	25	11	11,0	1,000
MEC-553015	55	30	15	15,0	1,420



REFERENCIA	W	H	D	h1	h2	h3	KG/M
MEC-45357	45	35	7	4,5	7	8	1,400
MEC-50409	53	40	9	5,0	9	10	1,740
MEC-504511	50	45	11	8,5	11	12	1,450
MEC-605015	60	50	15	10,5	15	16	2,145

REFERENCIA	W	H	D	h1	h2	h3	GUIA	KG/M
MEC-45457	45	45	7	4,5	7	8	C3818	3,200
MEC-50509	50	50	9	5,0	9	10	C3818	3,800
MEC-506011	50	60	11	8,5	11	12	C3818	3,900
MEC-607515	60	75	15	10,5	15	16	C6020	5,100



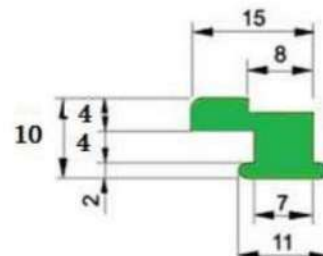
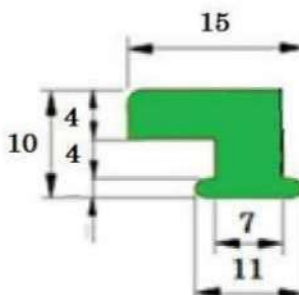
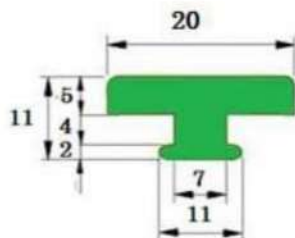
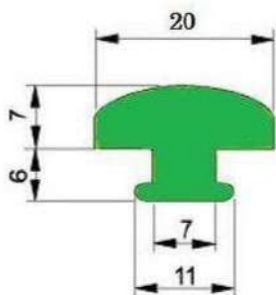
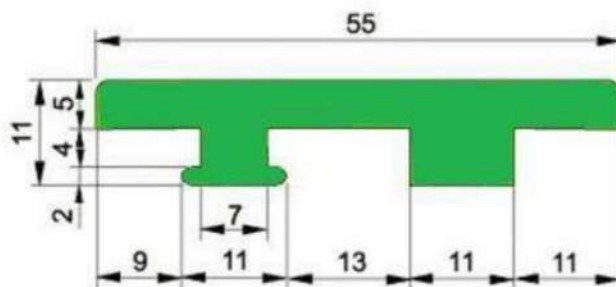
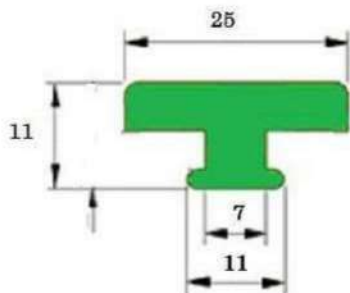
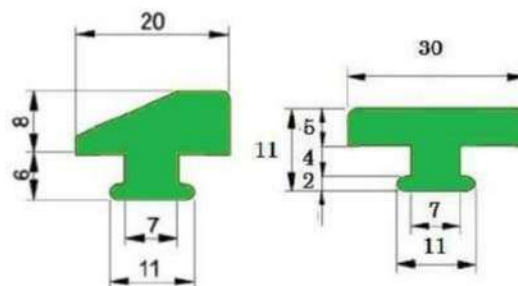


GHIDAJE PENTRU LATERALE BENZI TRANSPORTATOARE

REFERENCIA	W	K	H	C	t	h
ME-201611	20	16	10,0	11	3	5



ME-201113	20	13	11,0	7
ME-201114	20	14	11,0	7
ME-251111	25	11	11,0	7
ME-301111	30	11	11,0	7
ME-551311	55	11	11,0	7
ME-201111	20	11	11,0	7
ME-151110	15	10	11,0	7
ME-151110	15	10	11,0	7





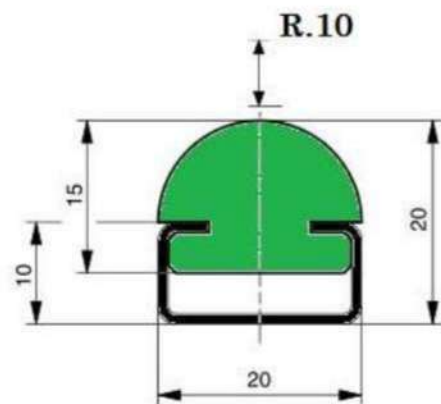
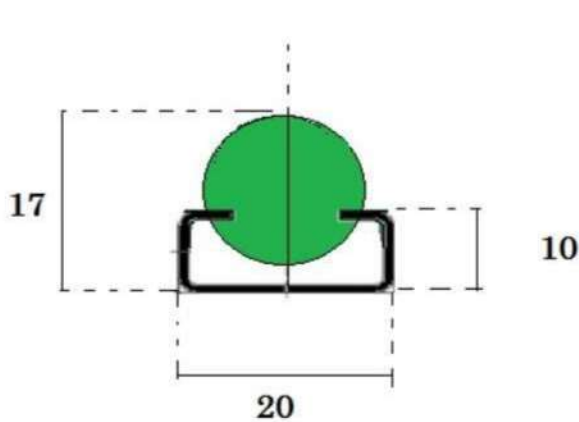
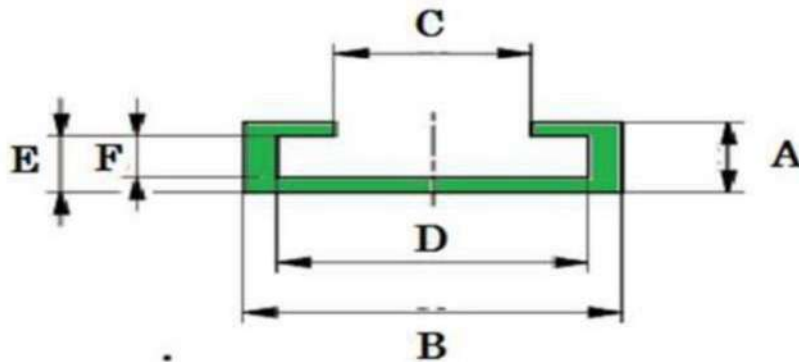
GHIDAJE LATERALE PENTRU SINA METALICA

MEDIDAS PARA PLETINA	LONGITUD EN METROS	PERFIL SECCION "C" PARA PLETINAS
3X30	2/3	
8X40	2/3	
6X50	2/3	
2X70	2/3	
6X60	2/3	
6X60	2/3	



GHIDAJE DIN PLASTIC PENTRU LATERALE BENZI

TIPO	GUIAS FRESADAS EN POLIETILENO					
SPYKPLAST - 01	B	A	C	D	F	E
SPYKPLAST - 02	40	10	20	30,5	3,5/5,5	7
SPYKPLAST - 03	50	15,0/12,0	28,5	42	5,5/6,5/8,5	12,0/9,0
SPYKPLAST - 04	60	15,0/12,0	40	51	5,5/6,5/8,5	12,5/9,5
SPYKPLAST - 05	70	15,0/12,0	50	61	5,5/6,5/8,5	12,0/9,0
SPYKPLAST - 06	80	15,0/12,0	60	71	5,5/6,5/8,5	12,0/9,0



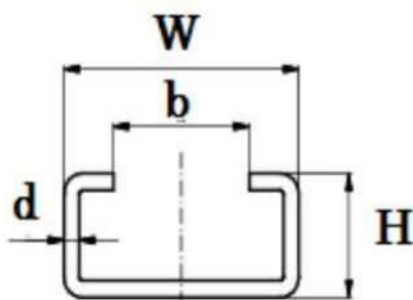
PERFIL MC SETA



PROFILE METALICE DIN OTEL GALVANIZAT SAU INOX

GALVANIZADO	INOXIDABLE	W	H	b	d	KG/M
C245,2	C245,2	24	5,2	17,5	1,0	0,28
C2010	C2010	20	10	10	1,0/1,5	0,43
C2812	C2812	28	12	14	2,2	0,95
C2816	C2816	28	16	14	2,3	1,15
C3818	C3818	38	18	22	1,5	0,98
C3024	C3024	30	24	20	1,5	0,94
C3818	C3818	38	18	22	2,5	1,43
C4540	C4540	45	40	31	2	2,05
C6020	C6020	60	20	36	2,0	2,16
C2815	C2815	28	15	12	2,3	1,15
C-14	C-14	31	25	20	2	1,2
C-15	C-15	31	25	20	2	1,2

PERFILES: C245,2 C2010 C2812 C2816 C3818 C3024 C3818 C4540 C6020 C2815



PERFIL C-14

PERFIL C-15

MONTAJE

